

■ EBL-RE-II (PBL-620)

■ Elevated Runway Edge Light(Type II)



Compliance with Standards

CAAC: AC-137-CA-2015-03
 SAC: GB/T 7256
 ICAO: Annx 14, Volume I
 IEC: TS 61827
 FAA: AC 150/5345-46
 NATO: STANAG 3316

Application/Use

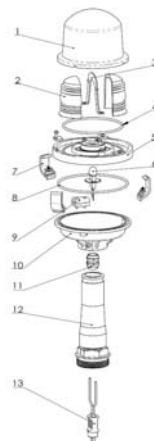
Runway edge light

Features

- Lampshade made of high borosilicate glass, which has premium optical property and thermal resistance
- Filter with improved coating process, featuring good transmittance, high bonding and excellent thermo stability
- International standard PK30D preset focus bulb with accurate positioning and premium light distribution precision
- Self-alignment optical component without need of recalibration when replacing bulb as well as optical components
- Compact structure and attractive appearance, with small windward area and strong ability against the gales
- The main body is made of aluminum alloy with anti-corrosion surface, all fasteners are made of stainless steel, suitable for harsh environment application
- High-precision parts and components machining to ensure all dimensional quality and precision
- Forged frangible device with precise machining, complying with FAA standards, ensuring good stability and reliability
- IP65-grade protected from total dust ingress
- Tool free maintenance, easier to disassemble, and to replace the bulb

Structure

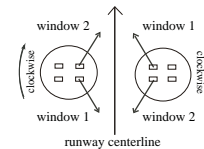
- 1 optical cover
- 2 achromatic lens
- 3 lens baffle
- 4 optical cover gasket
- 5 optical cover holder
- 6 lamp
- 7 hasp
- 8 light body gasket
- 9 lamp socket
- 10 light body
- 11 waterproof gland
- 12 frangible pole
- 13 plug



Ordering Information

EBL-RE-II-150-XX

Type _____
 EBL-RE-II=elevated runway edge light (type II)
 Power _____
 150 = 1×150W
 Beam Color _____



YC=Winow 1: yellow window 2: white
 CY=Winow 1: white window 2: yellow
 CC=Both windows: white
 CR=Winow 1: white window 2: red
 RC=Winow 1: red window 2: white

* Please provide detailed installation info while ordering, spare parts and accessories should be separately ordered with specific order no.

Installation

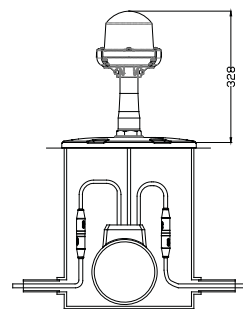


Fig 1. On 12" deep base.

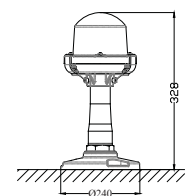


Fig 2. Flange direct mount

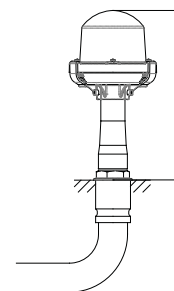
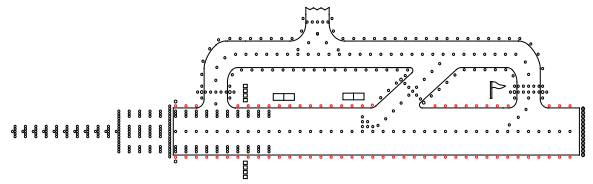


Fig 3. Embedded pipe mount

* Please find detailed information in installation manual

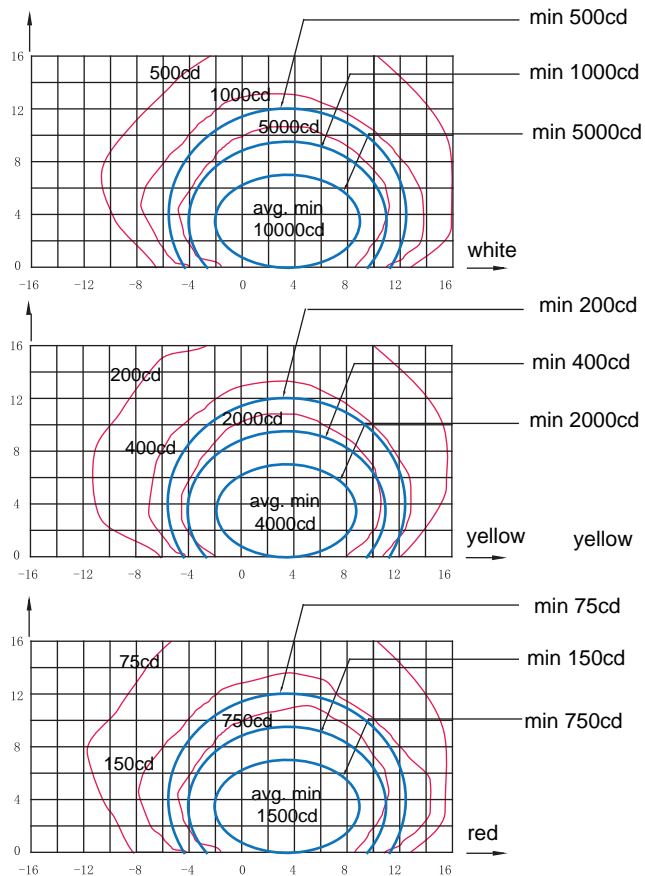
- EBL-RE-II (PBL-620)
- Elevated Runway Edge Light (Type II)



Light Source

Lamp: One 150W/6.6A Pk30d halogen lamp.

Photometric Data



EBL-RE-II, ICAO Figure A2-9, FAA L-862

Application		Main Beam		Color	Required min avg. cd	Actual avg. cd
		H	V			
EBL-RE-II	ICAO Figure A2-9/ FAA L-862	±5.5° (Toe-in 3.5°)	0°-7°	White	10000	11191
				Yellow	4000/5000	6780
				Red	1500/2000	2233
	ICAO Figure A2-10	±6.5° (Toe-in 4.5°)	0°-7°	White	10000	10408
				Yellow	4000	6230
				Red	1500	2012

Packing Data

4 elevated lights Size: 350×285×365 mm³
 Unit net weight: 1.91 kg Gross weight: 8.75 kg

Spare Parts

Struc No.	Part Name	Order No.	Description
1	optical cover	34104	EBL-RE outer screen
2	achromatic lens	34203-C	EBL-RE inner lens (clear)
		34203-Y	EBL-RE inner lens (yellow)
		34203-R	EBL-RE inner lens (red)
3	lens baffle	46604	baffle for inner lens
4	optical cover gasket	41146	"O" ring seal 107.54×3.53 for optical cover
6	lamp	L64361	halogen lamp, prefocus, 150 W/6.6 A
7	hasp	945519	hasp for rear cover-assy
8	light body gasket	41147	"O" ring seal 126.59×3.53 for light body
9	lamp socket	41221	lamp socket
10	light body base	241B1-01	light body base
11	waterproof gland	48401	metal water joint MG20×1.5
12	frangible pole	24211	frangible pole-04
13	plug	HT 70603	secondary cable connector - Style 6 plug

Accessories

Description	Order No.
flange 240mm	276A1
flange 304mm (FAA standard)	27683
hex wrench for frangible pole of elevated lights	54101
calibrator assy	954211
secondary cable receptacle - style 7	70703
45-watt isolation transformer	ITF-045-066
isolation transformer housing	TJB-12

EBL-RE 2 2